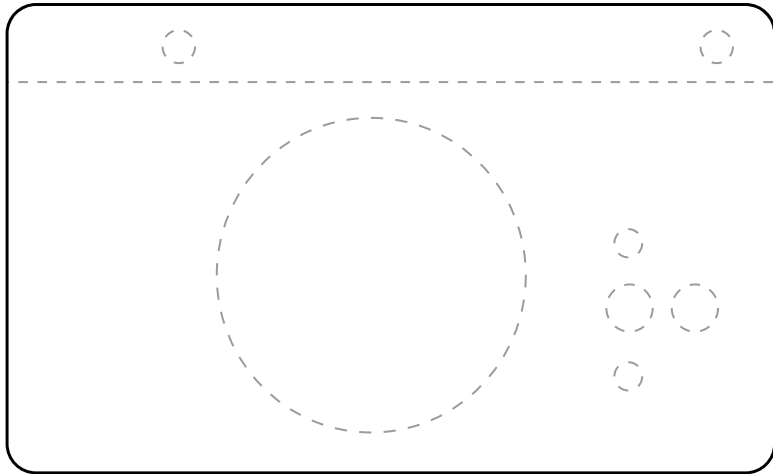


# MX3 replacement for TAM2 manual

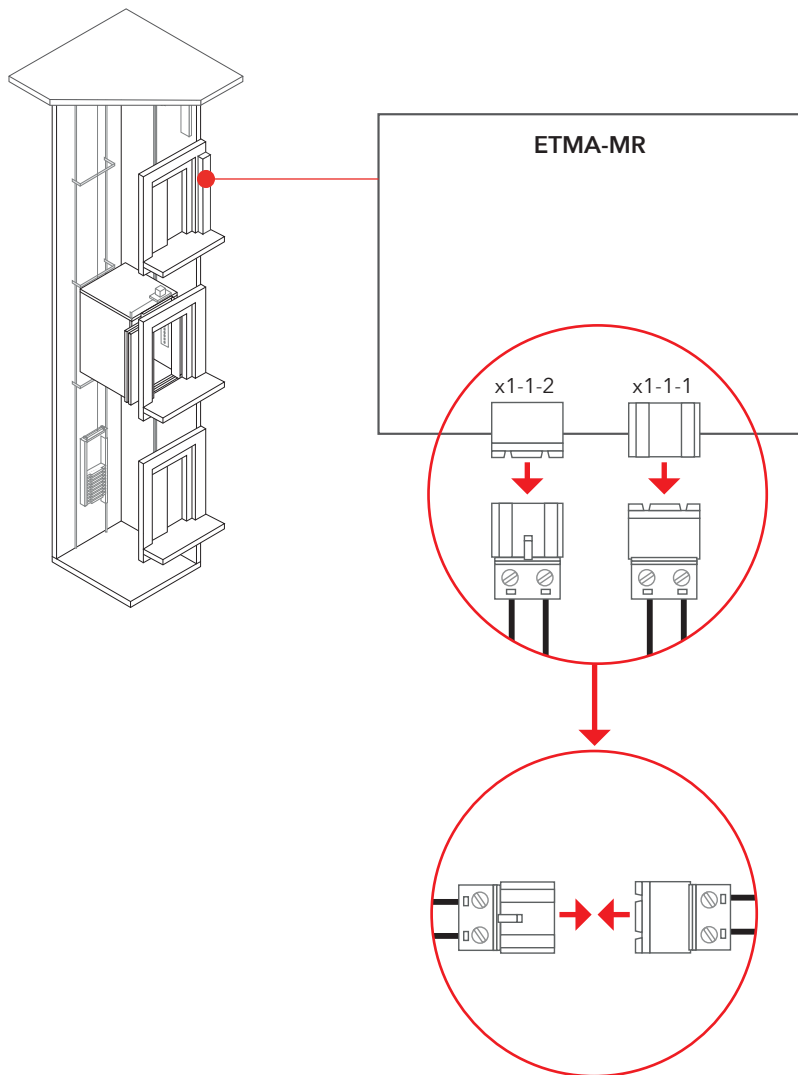


Replacement product  
[www.safeline-group.com](http://www.safeline-group.com)

Manufactured in **Tyresö**, Sweden with quality and care

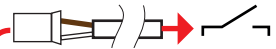
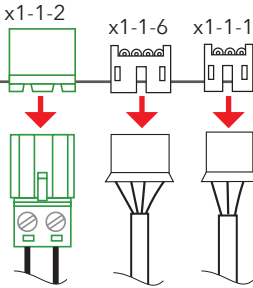
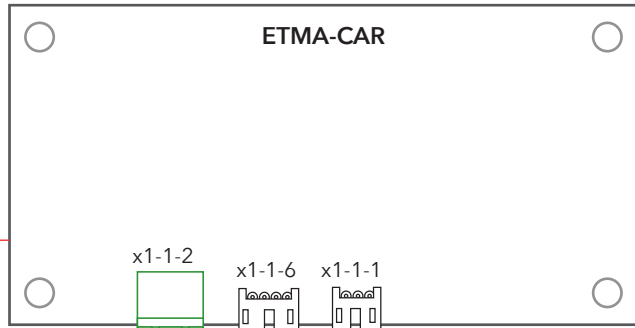
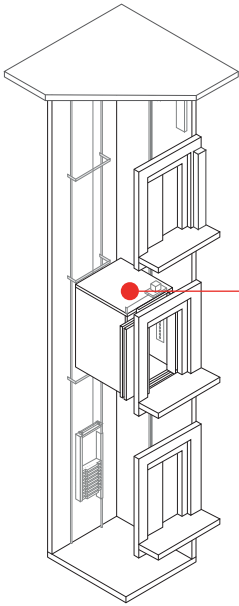
# Wiring

## Schaltplan



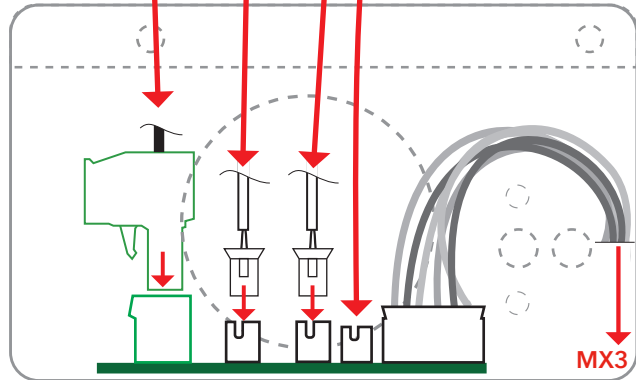
**NOTE!** Locate the ETMA-MR unit in the control panel at the top landing. Disconnect the X1-1-1 and X1-1-2 cables from the ETMA-MR unit and connect them to each other.

**HINWEIS!** Finden Sie die ETMA-MR-Einheit in der Steuerung im obersten Halt. Trennen Sie die Kabel X1-1-1 und X1-1-2 von der ETMA-MR-Einheit und stecken Sie sie zusammen.



**\*CABLE13**  
**EN: Filter Input**  
 N/O or N/C

**DE: Filtereingang**  
 NO oder NC




## Configuration

Set Input 2 to NC.

## Konfiguration

Input 2 auf NC setzen.

**SafeLine Headquarters**

Antennvägen 10 · 135 48 Tyresö · Sweden  
Tel.: +46 (0)8 447 79 32 · info@safeline.se  
Support: +46 (0)8 448 73 90

**SafeLine Denmark**

Vallensbækvej 20A, 2. th · 2605 Brøndby · Denmark  
Tel.: +45 44 91 32 72 · info-dk@safeline.se

**SafeLine Norway**

Solbråveien 49 · 1383 Asker · Norway  
Tel.: +47 94 14 14 49 · post@safeline.no

**SafeLine Europe**

Industrieterrein 1-8 · 3290 Diest · Belgium  
Tel.: +32 (0)13 664 662 · info@safeline.eu  
Support: +32 (0)4 85 89 08 95

**SafeLine Deutschland GmbH**

Kurzgewannstraße 3 · D-68526 Ladenburg · Germany  
Tel./Support: +49 (0)6203 840 60 03 · sld@safeline.eu

**SafeLine Group UK**

Unit 47 · Acorn Industrial Park · Crayford ·  
Kent · DA1 4AL · United Kingdom  
Tel.: +44 (0) 1322 52 13 96 · info@safeline-group.uk

SafeLine is a registered trademark of SafeLine Sweden AB. All other trademarks, service marks, registered trademarks, or registered service marks are the property of their respective owners.